

Targeted destruction of FSHR-positive cells by lytic peptide Phor21 conjugated with FSH β subunit *in vitro*

M. Chrusciel^{1,2}, J. Stelmaszewska³, D. Ponikwicka-Tyszko², M. Doroszko¹, S. Wolczynski^{2,3}, I. Huhtaniemi^{1,4}, A. Ziecik² and N. Rahman^{1,3}

¹University of Turku, Finland; ²Institute of Animal Reproduction and Food Research, PAS, Olsztyn, Poland; ³Medical University of Bialystok, Poland; ⁴Imperial College London, London, U.K.

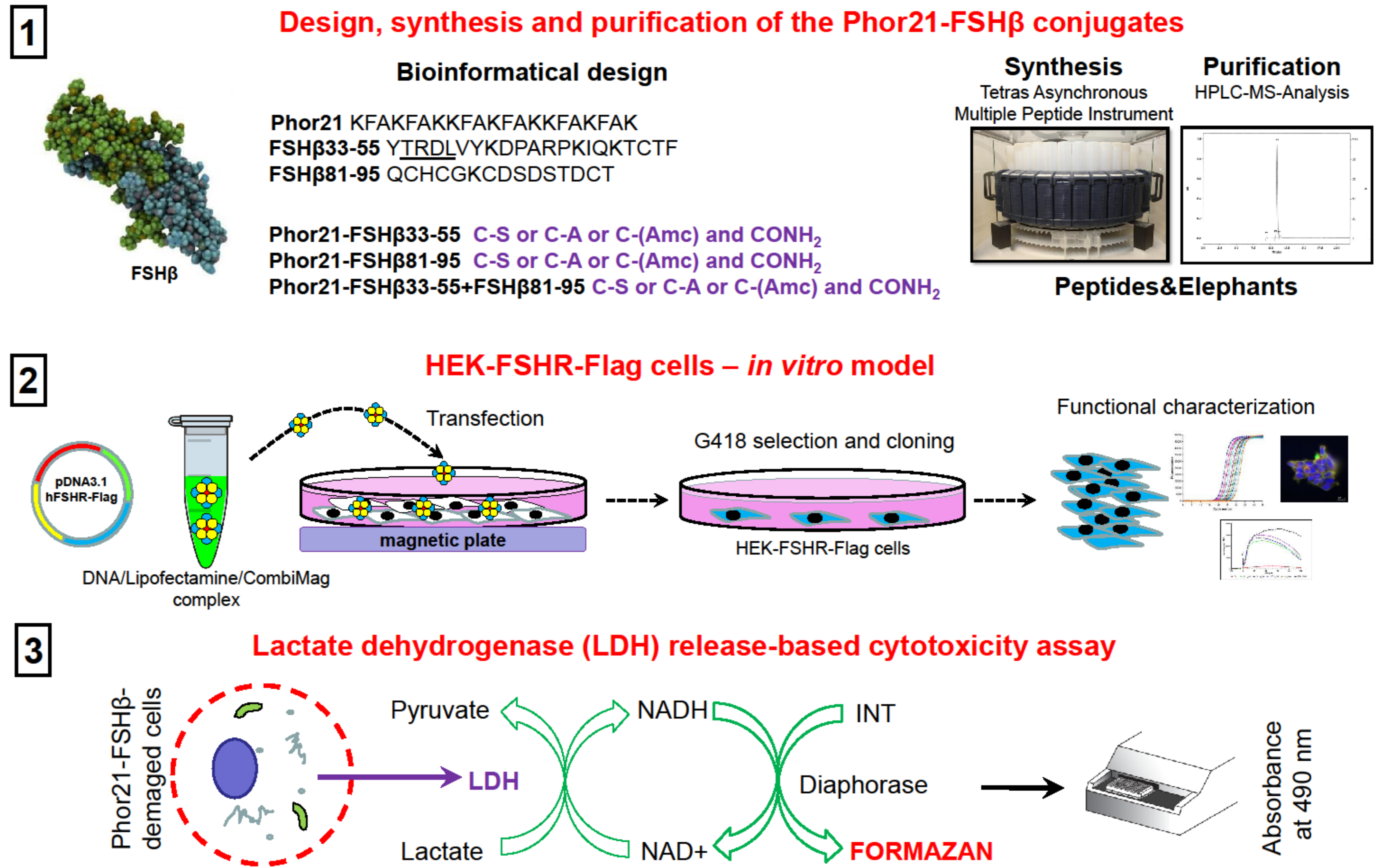
INTRODUCTION

Follicle stimulating hormone receptor (FSHR) expression has been shown in gonadal tumors, as well as in endothelial tumor vessel cells of various cancers. FSHR, due to its transmembrane localization could be a good candidate for receptor-mediated targeted cancer therapy. In recent years, a number of membrane disrupting lytic peptides have been successfully used for receptor-based cancer therapy.

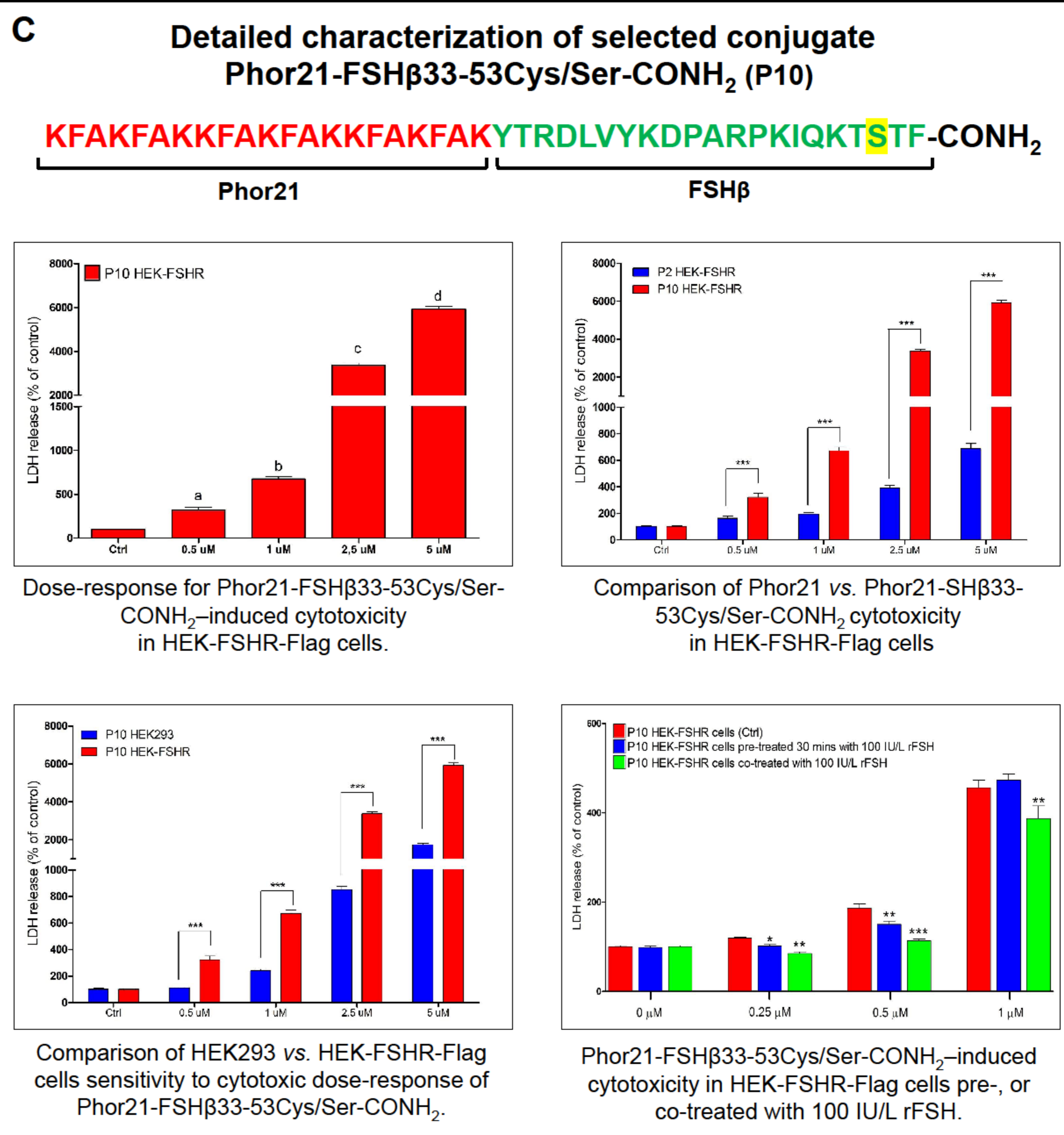
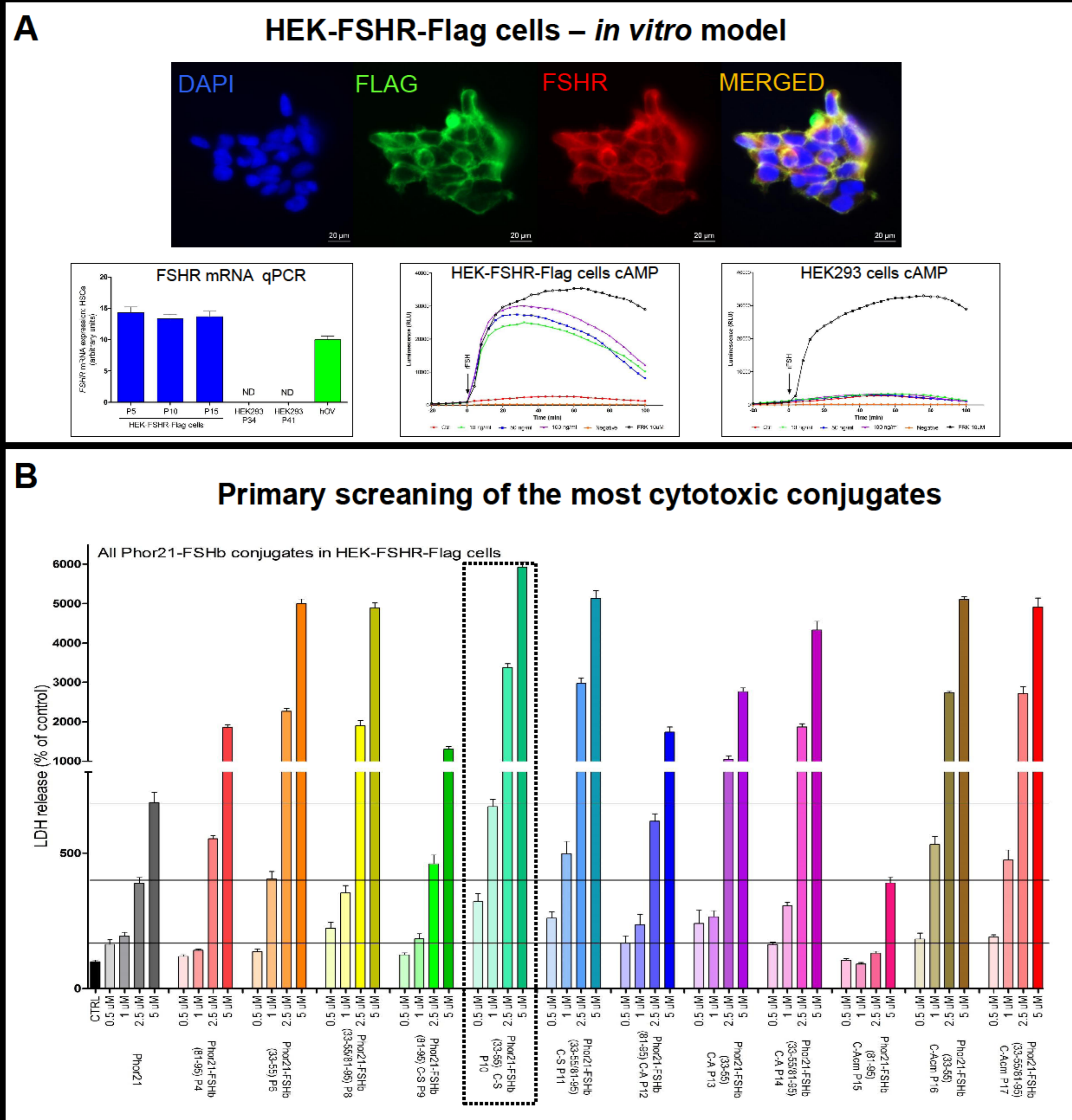
Aim of this study was to:

1. design and synthesize lytic peptides Phor21 conjugated to three different amino-acid (AA) sequence fragments of the human FSH β -chain (AA33–53, AA81-95 and AA33-53+81-95);
2. establish a reproducible and functionally characterized *in vitro* model stably expressing hFSHR;
3. test the specificity and cytotoxicity of a Phor21-FSH β conjugates to FSHR-positive cells *in vitro*;
4. validate the optimal conjugate structure for future *in vivo* studies.

METHODS



RESULTS



CONCLUSION

Phor21-FSH β 33-53Cys/Ser-CONH₂ conjugate provides a novel selective therapeutic lead into targeted destruction of FSHR expressing cells *in vitro* and as well as for further *in vivo* studies.

FUNDING

This work was supported by grants: 2012/05/B/NZ5/01867 from Polish National Science Centre and 254366 from Academy of Finland.

